

Features

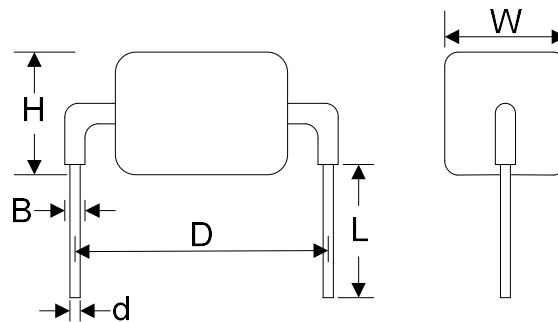
- Axial terminals
- High current & Excellent clamping capability.
- Glass passivated junction chip.
- Bi-directional or Uni-directional.
- Low slope resistance.
- Hazardous Substances Free Compliant.
- RoHS compliant.
- High Temperature wave soldering: 265°C/10 seconds at terminals.
- Epoxy Coating.



Maximum Ratings and Characteristics (T_A=25°C)

Rating	Symbol	Value
8/20μs Surge Current	I _{PP}	3KA
Operating Junction Temperature Range	T _J	-55°C to +150°C
Storage Temperature Range	T _{STG}	-55°C to +125°C

Dimensions



Symbol	12CL~380CL		430CL~650CL		1100CL~1200CL	
	Millimeters	Inches	Millimeters	Inches	Millimeters	Inches
D	24.15±1.0	0.951±0.039	24.15±1.0	0.951±0.039	27.0±1.0	1.063±0.039
B	1.35min	0.053min	1.35min	0.053min	1.35min	0.053min
H	13.0max	0.512max	14.3max	0.563max	14.3max	0.563max
L	6.0±1.20	0.236±0.047	6.0±1.20	0.236±0.047	6.0±1.20	0.236±0.047
d	1.28±0.10	0.050±0.004	1.28±0.10	0.050±0.004	1.28±0.10	0.050±0.004
W	13.0max	0.512max	14.1max	0.555max	14.1max	0.555max

Electrical Characteristics (T_A=25°C)

Part Number	Reverse Stand-Off Voltage		Breakdown Voltage @I _T		Test Current	Maximum Clamping Voltage @I _{PP}	Current Rating @8/20μs	Reverse Leakage @V _{DC}
	V _{AC} (V)	V _{DC} (V)	V _{B Min.} (V)	V _{B Max.} (V)	I _T (mA)	V _C (V)	I _{PP} (A)	I _R (μA)
HP3KA-12CL	8.5	12	14.0	16.0	1	28	3000	5
HP3KA-15CL	11	15	17.0	19.0	1	30	3000	5
HP3KA-20CL	14	20	22.0	24.5	1	40	3000	5
HP3KA-25CL	17	25	28.0	31.0	1	50	3000	5
HP3KA-30CL	21	30	33.0	36.5	1	60	3000	5
HP3KA-33CL	23	33	35.0	39.0	1	66	3000	5
HP3KA-38CL	27	38	40.5	49.5	1	69	3000	5
HP3KA-42CL	30	42	47.0	52.0	1	77	3000	5
HP3KA-58CL	40	58	64.0	72.0	1	110	3000	5
HP3KA-66CL	45	66	70.0	77.5	1	125	3000	5
HP3KA-76CL	54	76	85.0	94.0	1	140	3000	5
HP3KA-100CL	72	100	110.0	121.5	1	165	3000	5
HP3KA-133CL	100	133	147.0	162.5	1	220	3000	5
HP3KA-150CL	105	150	165.0	182.5	1	240	3000	5
HP3KA-170CL	130	170	180.0	199.0	1	260	3000	5
HP3KA-190CL	145	190	200.0	221.0	1	290	3000	5
HP3KA-200CL	150	200	222.0	245.5	1	330	3000	5
HP3KA-240CL	180	240	250.0	276.5	1	340	3000	5
HP3KA-275CL	210	275	300.0	331.5	1	435	3000	5
HP3KA-300CL	230	300	330.0	365.0	1	470	3000	5
HP3KA-380CL	275	380	401.0	443.5	1	520	3000	5
HP3KA-430CL	310	430	440.0	486.5	1	625	3000	5
HP3KA-460CL	330	460	500.0	552.5	1	770	3000	5
HP3KA-500CL	385	500	558.0	617.0	1	868	3000	5
HP3KA-650CL	460	650	680.0	751.5	1	900	3000	5
HP3KA-1100CL	770	1100	1200.0	1326.5	1	2000	3000	5
HP3KA-1200CL	849	1200	1300.0	1502.0	1	2180	3000	5

Ratings and Characteristic Curves (T_A=25°C)

Figure 1. Peak Pulse Power Rating Curve

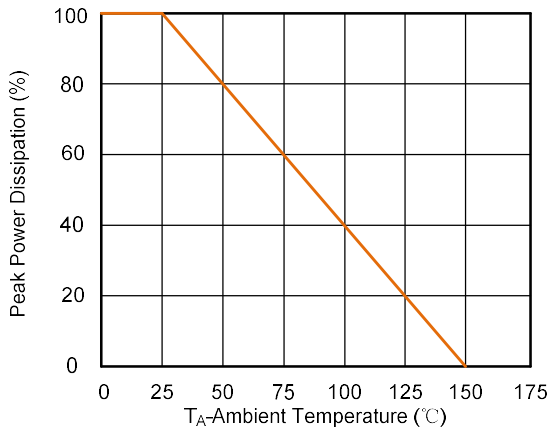


Figure 2. Pulse Derating Curve

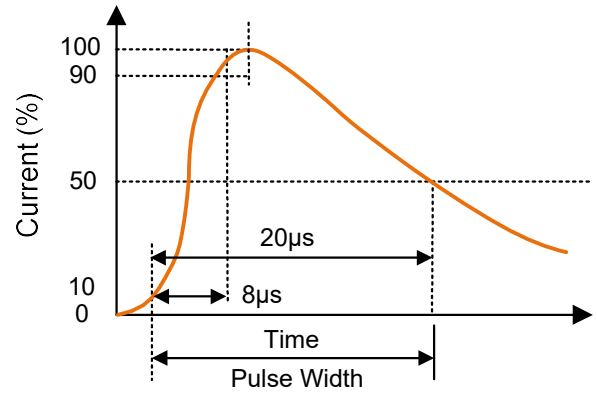
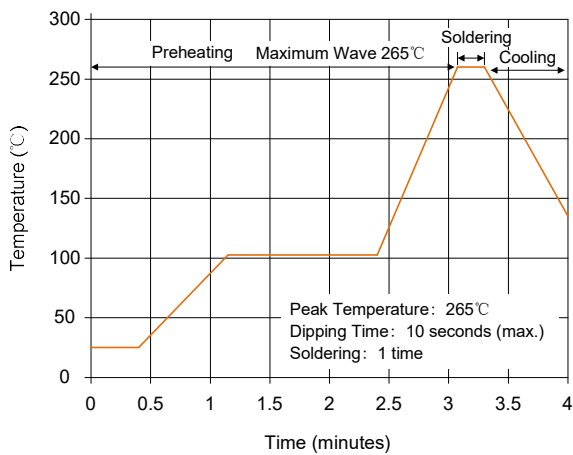


Figure 3. Wave Soldering Temperature Profile



Part Number Code and Marking Code

